

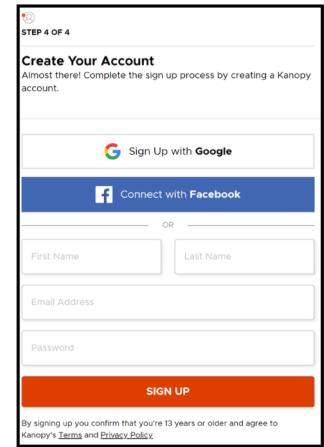
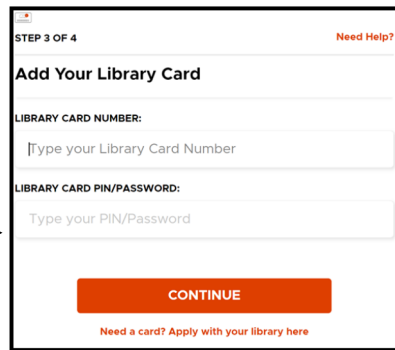


## HOW TO:

### Sign Up For an Account and Use Kanopy from a Desktop or Laptop

These instructions guide you through the steps needed to set up a free **Kanopy** account on your desktop or laptop computer. Kanopy is a streaming platform that gives you access to films, documentaries, children's materials, and online learning opportunities. You are able to watch 15 films each month, plus stream an unlimited number of materials on Kanopy Kids and The Great Courses. This count resets at the beginning of each month.

1. Access Kanopy via the Library by using this link: <https://deschutes.kanopy.com/>
2. Select "Add Library Card."



3. When logging in for the first time, you'll need your full library card number (14 digits, no spaces) and your library PIN (typically four digits, often the last four digits of your phone number.)

4. Create an account by providing your name and email address, and creating a password (at least six characters long)

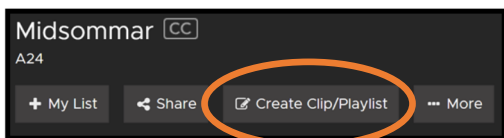
5. You can now watch up to 15 films each month, and stream unlimited Kanopy Kids and The Great Courses. The number in the top right corner shows you how many films you have left to watch for the month.



6. You can search for a specific title, or browse categories.
7. Watch a movie by clicking on the cover art, title, or watch button.

## Tips

1. Add videos to your watchlist by clicking "+ My List" on a movie's tile or on its landing page.
2. Get social and share what movie you're watching with friends
3. Create a Clip/Playlist to collect and highlight your favorite scenes, favorite films, etc.



4. If you need to cite a film in a school paper or report, click "More" then "Citation Tool."

